



District Report Card: 2017


State: Gujarat	District: Narmada
Class: 3	Subject: Language
Schools: 61	Students: 918


Participation/Coverage


Students

GENDER 	Boys		Girls	
	Number	%	Number	%
	483	52.61	435	47.39

AREA 	Rural		Urban	
	Number	%	Number	%
	891	97.06	27	2.94

CATEGORY 	SC		ST		OBC		GEN	
	Number	%	Number	%	Number	%	Number	%
	5	0.54	842	91.72	36	3.92	35	3.81

CWSN 	LD	VI	HI	S&LD	ID	Oth
	1	5	2	3	5	5

Management 	Government		Government-aided	
	Number	%	Number	%
	918	100.00	0	0.00

Average Performance of Students in Language (%)

Overall	Gender		Area		Management		Social Group			
	Male	Female	Rural	Urban	Govt.	Aided	SC	ST	OBC	GEN
64.34	63.85	64.87	64.32	64.94	64.34	0.00	56.00	64.26	62.78	68.95

Performance on Learning Outcomes (LOs)

Learning Outcomes	Description	Average Performance(%)
L304	Reads small texts with comprehension i.e., identifies main ideas, details, sequence and draws conclusions	65.57
L312	Reads printed scripts on the classroom walls: poems, posters, charts etc.	61.87

Range of Performance of Students who Answered Correctly							
Below 30%		30% - 50%		50% - 75%		Above 75%	
Number	%	Number	%	Number	%	Number	%
100	10.89	145	15.80	320	34.86	353	38.45

Lowest Performing Learning Outcomes (LOs)

1 - Reads printed scripts on the classroom walls: poems, posters, charts etc. (61.87)

2 - Reads small texts with comprehension i.e., identifies main ideas, details, sequence and draws conclusions (65.57)